


Price Catalogue 2010



www.gmaluminium.com.au

Mick Mitrovski **Managing Director**
0412 090 277

Frank Zanin **Sales Manager**
0429 995 866



INDEX



Flat Sheet-Treadplate.....	Page 1
Trim Angles/Heavy Gauge Angles.....	Page 2
Flat Bars.....	Page 4
Rectangle Hollows.....	Page 5
Square Hollows.....	Page 6
Channels.....	Page 7
Round Tube.....	Page 8
Solid Rods & Squares.....	Page 9
Miscellaneous Products.....	Page 10
25mm Qubelok Frame & Corners.....	Page 11
Balustrade-Glass Handrail Suite.....	Page 12
Carport Patio Suite.....	Page 15
Screen Encloser Suite.....	Page 16
Sail Tracks.....	Page 17
2.0mtr Lens Geometric Sections.....	Page 18
Tilers Angles-Tilers Mesh.....	Page 20
Coolroom Suite.....	Page 21
7mm Diamond Grilles & Frames.....	Page 23
Lockwood - Whitco Locks.....	Page 24
Door & Window Accessories.....	Page 25
100mm Centre Glazed Suite.....	Page 28
100mm Front Glaze Suite.....	Page 30
45mm Glazing Suite & Skirting.....	Page 31
Double Beaded Door Suite.....	Page 32
Commercial Door Suite.....	Page 33
Scaffold Planks-Walk Way Grating.....	Page 34
Louvre Blades Suite.....	Page 35
Balcony Suite.....	Page 36
Marcus Front Glaze Suite.....	Page 39

Flat Sheet / Tread Plate / Propellar Plate



All prices are GST exclusive

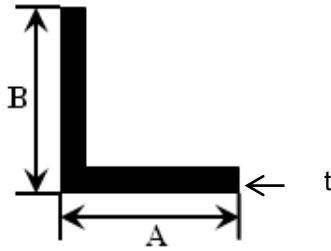
Sheet Size	P.V.C.	5005h34	5052h32	5083h321
2400x1200x0.6mm				
2400x1200x0.8mm				
2400x1200x1.0mm				
2400x1200x1.2mm				
2400x1200x1.6mm				
2400x1200x2.0mm				
2400x1200x2.5mm				
2400x1200x3.0mm				
2400x1200x4.0mm				
2400x1200x5.0mm				
2400x1200x6.0mm				
2400x1200x8.0mm	p.o.a	p.o.a	p.o.a	p.o.a
2400x1200x10.00mm	p.o.a	p.o.a	p.o.a	p.o.a
2400x1200x12.00mm	p.o.a	p.o.a	p.o.a	p.o.a
2490x1220x0.8mm	p.o.a			
Violet Tone White				
One Side				
3.0m & 3.6m are available on request				

Treadplate	5-bar	Mill Finish	5052h32t0	
2438x1219x1.6mm				
2438x1219x2.0mm				
2438x1219x2.5mm				
2438x1219x3.0mm				
2438x1219x5.0mm				
2438x1219x6.0mm				

Propellar Plate	1-bar	Pollished P.V.C		
2438X1219X1.6MM				
2438X1219X3.0MM				
2438X1219X5.0MM				

ANGLES

Architectural



All prices are GST exclusive

B	A	t	Length (M)	Mass / m	A.P	Finish
12	12	1.60	6.50	0.097	0.100	<i>br</i>
12	12	1.60	6.50	0.097	0.100	<i>mf</i>
12	12	1.60	6.50	0.097	0.100	<i>mn</i>
12	12	1.60	6.50	0.097	0.100	<i>p'ct</i>
15	15	1.60	6.50	0.123	0.100	<i>mf</i>
20	12	1.60	6.50	0.131	0.100	<i>br</i>
20	12	1.60	6.50	0.131	0.100	<i>mf</i>
20	12	1.60	6.50	0.131	0.100	<i>mn</i>
20	12	1.60	6.50	0.131	0.100	<i>p'ct</i>
20	20	1.60	6.50	0.166	0.100	<i>br</i>
20	20	1.60	6.50	0.166	0.100	<i>mf</i>
20	20	1.60	6.50	0.166	0.100	<i>mn</i>
20	20	1.60	6.50	0.166	0.100	<i>p'ct</i>
20	20	3.00	6.50	0.300	0.100	<i>mf</i>
25	12	1.60	6.50	0.153	0.100	<i>br</i>
25	12	1.60	6.50	0.153	0.100	<i>mf</i>
25	12	1.60	6.50	0.153	0.100	<i>mn</i>
25	12	1.60	6.50	0.153	0.100	<i>p'ct</i>
25	12	3.00	6.50	0.275	0.100	<i>mf</i>
25	20	1.60	6.50	0.187	0.100	<i>br</i>
25	20	1.60	6.50	0.187	0.100	<i>mf</i>
25	20	1.60	6.50	0.187	0.100	<i>mn</i>
25	20	1.60	6.50	0.187	0.100	<i>p'ct</i>
25	20	3.00	6.50	0.340	0.100	<i>mf</i>
25	25	1.60	6.50	0.209	0.100	<i>br</i>
25	25	1.60	6.50	0.209	0.100	<i>mf</i>
25	25	1.60	6.50	0.209	0.100	<i>mn</i>
25	25	1.60	6.50	0.209	0.100	<i>p'ct</i>
25	25	3.00	6.50	0.381	0.100	<i>mf</i>
32	20	1.60	6.50	0.218	0.104	<i>br</i>
32	20	1.60	6.50	0.218	0.104	<i>mf</i>
32	20	1.60	6.50	0.218	0.104	<i>mn</i>
32	20	1.60	6.50	0.218	0.104	<i>p'ct</i>
32	32	3.00	6.50	0.494	0.128	<i>mf</i>
40	20	1.60	6.50	0.252	0.120	<i>br</i>
40	20	1.60	6.50	0.252	0.120	<i>mf</i>
40	20	1.60	6.50	0.252	0.120	<i>mn</i>
40	20	1.60	6.50	0.252	0.120	<i>p'ct</i>
40	25	1.60	6.50	0.274	0.130	<i>br</i>
40	25	1.60	6.50	0.274	0.130	<i>mf</i>
40	25	1.60	6.50	0.274	0.130	<i>p'ct</i>

ANGLES



Architectural.....cont

w	h	t	Length (M)	Mass / m	A.P	Finish
40	40	1.60	6.50	0.339	0.160	mf
40	40	1.60	6.50	0.339	0.160	bow
40	40	3.00	6.50	0.623	0.160	mf
40	40	6.00	6.50	1.200	0.160	mf
50	20	1.60	6.50	0.295	0.140	mf
50	20	1.60	6.50	0.295	0.140	mn
50	20	1.60	6.50	0.295	0.140	p'ct
50	25	1.60	6.50	0.317	0.150	br
50	25	1.60	6.50	0.317	0.150	mf
50	25	1.60	6.50	0.317	0.150	mn
50	25	1.60	6.50	0.317	0.150	p'ct
50	25	3.00	6.50	0.583	0.150	mf
50	50	1.60	6.50	0.425	0.200	mf
50	50	1.60	6.50	0.425	0.200	mn
50	50	3.00	6.50	0.786	0.200	mf
50	50	6.00	6.50	1.522	0.200	mf
70	20	1.60	6.50	0.382	0.180	mf
70	20	1.60	6.50	0.382	0.180	mn
70	20	1.60	6.50	0.382	0.180	p'ct
70	40	1.50	6.50	0.439	0.220	mf
80	40	6.00	6.50	1.847	0.240	mf
80	80	6.00	6.50	2.495	0.320	mf
80	80	10.00	6.50	4.050	0.320	mf
100	50	3.00	6.50	1.191	0.300	mf
100	50	6.00	6.50	2.330	0.300	mf
100	100	6.00	6.50	3.143	0.400	mf
100	100	10.00	6.50	5.130	0.400	mf

Standard Colours: Pearl White, Primrose, Black, Clear, Bronze, Matt Stone Beige
Non Standard Colours Available Upon Request.

Structural

w	h	t	r	Length (M)	Mass / m	Finish
38.10	38.10	4.75	5.54	5.50	0.934	mf
50.80	50.80	6.35	6.10	5.50	1.655	mf
63.50	63.50	6.35	6.86	5.50	2.096	mf
76.20	50.80	6.35	6.86	5.50	2.096	mf
76.20	76.20	6.35	7.62	5.50	2.538	mf
76.20	76.20	9.53	7.62	5.50	3.710	mf

FLAT BAR

Architectural



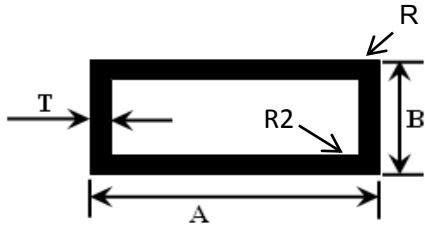
All prices are GST exclusive

A	B	Length (M)	Mass / m	A.P	Finish
10	3.0	4.0	0.081	0.100	Clear
12	1.6	4.0	0.052	0.100	mf
12	3.0	4.0	0.097	0.100	mf
12	3.0	4.0	0.097	0.100	Clear
12	6.0	4.0	0.194	0.100	mf
16	3.0	4.0	0.130	0.100	mf
20	1.6	4.0	0.086	0.100	mf
20	3.0	4.0	0.162	0.100	mf
20	4.0	4.0	0.216	0.100	mf
20	6.0	4.0	0.324	0.100	mf
25	1.6	4.0	0.108	0.100	mf
25	3.0	4.0	0.203	0.100	Clear
25	3.0	4.0	0.203	0.100	mf
25	4.0	4.0	0.270	0.100	mf
25	6.0	4.0	0.405	0.100	mf
25	10.0	4.0	0.675	0.100	mf
32	3.0	4.0	0.259	0.100	mf
32	3.0	4.0	0.259	0.100	Clear
32	6.0	4.0	0.518	0.100	mf
32	10.0	4.0	0.864	0.100	mf
40	3.0	4.0	0.324	0.100	mf
40	3.0	4.0	0.324	0.100	Clear
40	6.0	4.0	0.648	0.100	mf
40	10.0	4.0	1.080	0.100	mf
50	3.0	4.0	0.405	0.106	mf
50	3.0	4.0	0.405	0.106	Clear
50	6.0	4.0	0.810	0.112	mf
50	10.0	4.0	1.350	0.120	mf
60	3.0	4.0	0.486	0.126	mf
60	6.0	4.0	0.972	0.132	mf
80	1.6	4.0	0.346	0.163	mf
80	3.0	4.0	0.648	0.166	mf
80	6.0	4.0	1.296	0.172	mf
80	10.0	4.0	2.160	0.180	mf
100	1.5	2.8	0.405	0.203	Clear
100	1.5	3.6	0.405	0.203	Clear
100	3.0	4.0	0.810	0.206	mf
100	6.0	4.0	1.620	0.220	mf
100	10.0	4.0	2.700	0.220	mf
100	12.0	4.0	3.240	0.262	mf
160	6.0	4.0	2.592	0.262	mf
160	10.0	4.0	4.320	0.340	mf
160	12.0	4.0	5.184	0.344	mf

RECTANGLE HOLLOWS



Architectural



All prices are GST exclusive

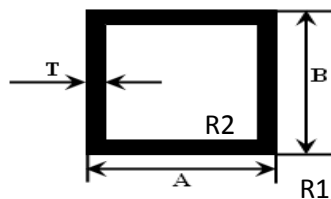
A	B	T	R	R2	Length (M)	Mass / m	A.P	Finish
38	25	2.2	3.0	1.5	6.1	0.681	0.121	mf
38	25	1.5	3.0	1.5	6.1	0.470	0.121	mf
38	19	1.6			6.5	0.465	0.114	mf
38	25	1.6			6.5	0.520	0.126	mf
38	25	2.0			6.5	0.637	0.126	mf
38	25	1.5	1.0	1.0	6.5	0.481	0.126	mf
40	25	2.5			6.5	0.810	0.130	mf
50	10	1.5	1.0	1.0	6.0	0.407	0.121	mf
50	25	2.5			6.5	0.945	0.150	mf
50	25	3.0			6.5	1.118	0.150	mf
60	40	3.0			6.5	1.523	0.200	mf
76.2	25.4	2.4			6.5	1.255	0.203	mf
76.2	38.1	3.2			6.5	1.937	0.229	mf
80	40	3.0			6.5	1.847	0.240	mf
80	50	3.0			6.5	2.010	0.260	mf
100	25	2.5			6.5	1.620	0.250	mf
100	50	3.0			6.5	2.332	0.300	mf
100	50	1.6			6.1	1.268	0.300	mf
100	50	1.6			6.5	1.268	0.300	mf
150	50	3.0			6.5	3.140	0.400	mf
200	50	3.0			6.5	3.953	0.500	mf

Structural

w	h	t	R	R2	Length (M)	Mass / m	A.P	Finish
65	16	1.2	1.0	1.0	6.0	0.496	0.157	mf
70	40	3.0			6.5	1.622	0.220	mf

SQUARE HOLLOWS

Architectural

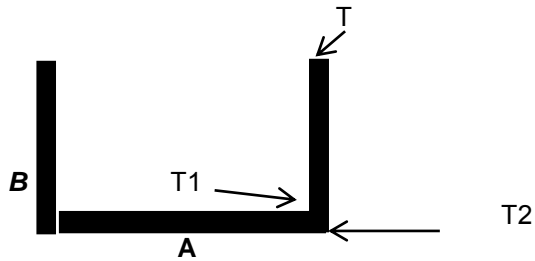


All prices are GST exclusive

A/B	T	R1	R2	Length (M)	Mass	A.P	Finish
12	1.6			6.5	0.180	0.100	mf
12.7	1.5			6.5	0.181	0.100	mf
15.8	1.6			5.0	0.239	0.100	mf
16	1.5	2.0	0.50	6.5	0.226	0.100	mf
19	1.2			6.0	0.230	0.100	mf
19	1.6	1.00	1.00	6.5	0.298	0.100	mf
19.05	1.2	1.5	1.0	6.0	0.228	0.100	mf
20	1.6			6.5	0.318	0.100	mf
20	3.0			6.5	0.550	0.100	mf
25	1.2			6.5	0.314	0.100	mf
25	1.6			6.5	0.404	0.100	mf
25	3.0			6.5	0.713	0.100	mf
32	1.6			6.5	0.525	0.128	mf
32	3.0			6.5	0.940	0.128	mf
38	1.6			6.5	0.629	0.152	mf
38	2.0			6.5	0.778	0.152	mf
39	3.0			6.5	1.166	0.156	mf
40	1.6			6.5	0.664	0.160	mf
40	2.5			6.0	0.975	0.160	mf
40	2.5			6.5	0.975	0.160	mf
40	3.0			6.5	1.200	0.160	mf
45	1.8	1.00	1.00	6.5	0.840	0.178	mf
50	1.5	6.0	4.5	6.5	0.750	0.190	mf
50	1.5	6.0	4.5	6.5	0.750	0.190	br
50	1.5	6.0	4.5	6.0	0.750	0.190	br
50	1.5	6.0	4.5	6.0	0.750	0.190	pc't
50	1.6			6.5	0.840	0.200	mf
50	1.6			6.5	0.840	0.200	primrose
50	1.6			6.5	0.840	0.200	white
50	1.8	6.0	4.2	6.5	0.894	0.190	mf
50	3.0			6.5	1.521	0.200	mf
65	2.5			6.5	1.685	0.400	mf
75	3.0			6.5	2.330	0.300	mf
100	3.0			6.5	3.140	0.400	mf

CHANNELS

Architectural



All prices are GST exclusive

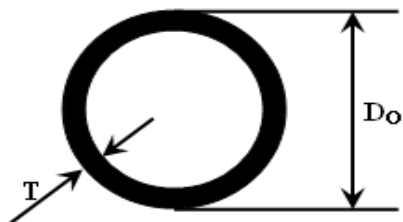
A	B	T	Length (M)	Mass / m	Anod. Per	Finish
10	10	1.60	6.50	0.135	0.100	clear
10	10	1.60	6.50	0.135	0.100	mf
12	12	1.60	6.50	0.142	0.100	mf
12	12	1.60	6.50	0.142	0.100	clear
16	16	1.60	6.50	0.194	0.100	mf
16	16	1.60	6.50	0.194	0.100	mn
20	20	1.60	6.50	0.245	0.117	mf
20	20	1.60	6.50	0.245	0.117	clear
20	20	3.00	6.50	0.437	0.114	mf
25	25	1.60	6.50	0.310	0.147	mf
25	25	1.60	6.50	0.310	0.147	clear
25	25	3.00	6.50	0.559	0.144	mf
25	25	3.00	6.50	0.559	0.144	clear
25	40	3.00	6.50	0.802	0.204	mf
25	40	3.00	6.50	0.802	0.204	clear
32	25	3.00	6.50	0.616	0.158	mf
40	25	3.00	6.50	0.680	0.174	mf
50	25	3.00	6.50	0.761	0.194	mf
50	50	3.00	6.50	1.166	0.294	mf
80	40	3.00	6.50	1.250	0.314	mf
100	50	3.00	6.50	1.577	0.394	mf

Structural

Length (M) 5.50

A	B	T1	T2	R1	R2	Mass / m
76.20	38.10	7.92	6.35		7.62	2.732
101.60	50.80	7.93	7.93	6.35	9.14	4.061
127.00	63.50	9.53	6.35		10.67	5.250

ROUND TUBE

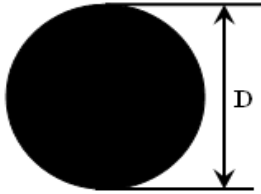


All prices are GST exclusive

D	T	Length (M)	Mass / m	Anod. Per	Finish
12	1.00	6.0	0.093	0.100	mf
12	1.60	6.5	0.141	0.100	mf
16	1.20	6.0	0.151	0.100	mf
16	1.60	6.5	0.195	0.100	mf
19	1.20	6.0	0.181	0.100	mf
19	1.60	6.5	0.236	0.100	mf
20	1.60	6.5	0.249	0.100	mf
20	3.00	6.5	0.433	0.100	mf
25	1.20	6.0	0.242	0.100	mf
25	1.60	6.5	0.318	0.100	mf
25	3.00	6.5	0.560	0.100	mf
32	1.60	6.5	0.413	0.101	mf
32	3.00	6.5	0.738	0.101	mf
40	1.60	6.5	0.521	0.126	mf
40	3.00	6.5	0.942	0.126	mf
48.4	4.47	6.1	1.666	0.153	mf
50	2.00	6.5	0.814	0.157	mf
50	3.00	6.5	1.196	0.157	mf
60	2.00	6.5	0.984	0.189	mf
60	3.00	6.5	1.450	0.189	mf
80	2.00	6.5	1.323	0.251	mf
80	3.00	6.5	1.959	0.251	mf
95	6.00	6.0	4.530	0.299	mf
100	3.00	6.5	2.468	0.314	mf

RODS

Round



All prices are GST exclusive

D	Mass / m	Grade	Length (M)
6	0.076	6063t5	4.0
8	0.136	6063t5	4.0
10	0.212	6063t5	4.0
12	0.305	6063t5	4.0
16	0.543	6063t5	4.0
20	0.848	6063t5	4.0
25	1.325	6063t5	4.0
32.3	2.210	6063t5	4.0
39	3.225	6063t5	4.0
40.5	3.480	6063t5	4.0
42	3.741	6063t5	4.0

2011t3 Available upon request

Square




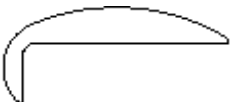




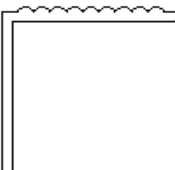
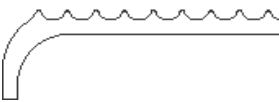
A/B	Mass	Grade	Length (M)
10		6063t5	4.0
12	0.389	6063t5	4.0
10	0.270	6063t5	4.0
20	1.080	6063t5	4.0
25	1.688	6063t5	4.0

2011t3 Available upon request

MISCELLANEOUS SUITE






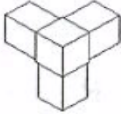
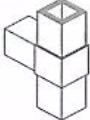





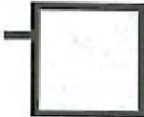
All prices are GST exclusive

		Length (M)	Finish
	J Mould	4.0m	Mill Finish
	27.7mm Table Edge	4.0m	Mill Finish
	25mm Table Edge	4.0m	Mill Finish
	20mm Table Edge	4.0m	Mill Finish
	Windscreen Mould	5.0m	Mill Finish
	38mm Stair Tread	4.0m	Mill Finish
	Angle Stairtread	4.0m	Mill Finish
	50mm Bullnose Stairtread	4.0m	Mill Finish

25mm QUBELOK FRAME & CORNERS



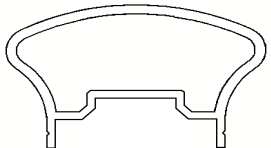
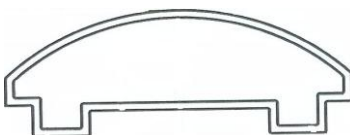
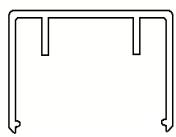


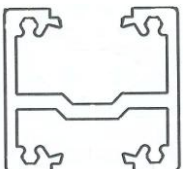


All prices are GST exclusive

	Section No.	Length (M)	Finish
	25mm Square Qube lok	6.0m	Mill Finish
	25mm End Cap		Black
	2 Way		Black
	3 Way		Black
	3 Way T		Black
	4 Way		Black
	4 Way T		Black
	5 way		Mill Finish
	5 Way		Mill Finish
	25mm 7.5mm Receptor	6.0m	Mill Finish
	25mm	6.0m	Mill Finish

BALUSTRADE/GLASS HANDRAILS



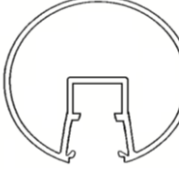
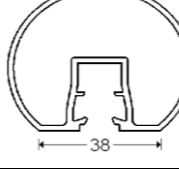
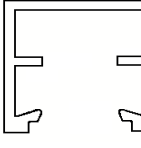
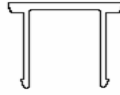
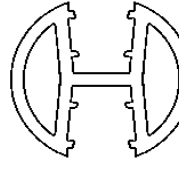



All prices are GST exclusive

		Length (M)	Finish
	60mm Top Rail	6.5	Mill Finish
	76mm Slim Line Handrail	6.5	Mill Finish
	Balustrade Punching @ 114mm centres	6.0	Mill Finish
	Flat Filler Fits punching channel	6.0	Mill Finish
	19x19x1.2 r/c	6.0	Mill Finish
		6.5	
	40x40x2.5mm	6.0	
	Sq/Edge	6.5	
	40mm Dble Glazed Post	6.5	Mill Finish
	Glazing Infill suits 40mm/50mm glazing post	6.5	Mill Finish
	50mm Corner Glazing Post	6.5	Mill Finish

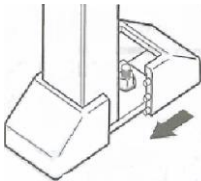
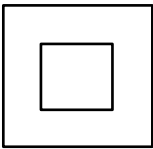

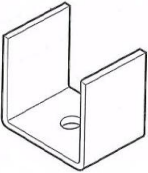
BALUSTRADE/GLASS HANDRAILS...cont

All prices are GST exclusive

	Section No.	Length (M)	Finish
	50mm Glazing Post	6.5	Mill Finish
	50mm Dbl Sided Glazing Post	6.5	Mill Finish
	60mm Glazing Handrail	6.5	Mill Finish
	60mm Glazing Handrail Flat Bottom	6.5	Mill Finish
	28mm Glazing Channel	6.5	Mill Finish
	Glazing Channel Infill	6.5	Mill Finish
	Balustrade Post Infill (for FA0618)	6.5	Mill Finish
	Rectangular Frame	6.5	Mill Finish

BALUSTRADE/GLASS HANDRAILS...cont

All prices are GST exclusive

	Section No.		Finish
	Base Covers		Black
	Ready to Fit		White
	38x25		Primrose
	40x25		
	40x40		
	50x50		
	Base Plates		Mill Finish
	40mm sq		
	50mm sq		
	50mm rnd		
	40mm Cap		Black
	50mm Cap		
	50mm Concealed Bracket		Mill Finish
	50mm 2 side Bracket		As Cast

CARPORT PATIO SUITE



All prices are GST exclusive


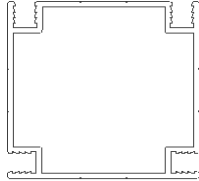
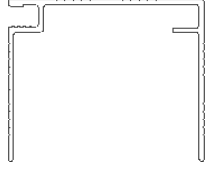


		Length (M)	Finish
	50mm post SQ	6.5	Mill Finish
			Powder Coat
	65mm Post RAD	6.5	Mill Finish
			Powder Coat
	90mm Post SQ	5.5	Mill Finish
	90mm Post RAD		Powder Coat
	50mm Cap	6.5	Mill Finish
	Channel		Powder Coat
	50mm Base	6.5	Mill Finish
	Channel		Powder Coat
	100x50x1.6mm	6.5	Mill Finish
			Powder Coat
	100x50x 3.0mm	6.5	Mill Finish
			Powder Coat
	150x50x2.0mm	6.5	Mill Finish
			Powder Coat
	150x50x3.0mm	6.5	Mill Finish
			Powder Coat
	200x50x3.0mm	6.5	Mill Finish
			Powder Coat

Standard Powder Coat Colours: Primrose, White
 Paperbark and Custom Black Available Upon Request Only

SCREEN ENCLOSER SUITE



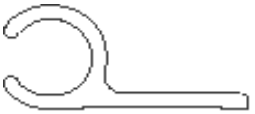



All prices are GST exclusive

		Length (M)	Finish
	Screen Adaptor	4.5	Mill Finish
			P/ Coat
	50mm Screen Post	5.5	P/ Coat
	Screen Capping	5.5	P/ Coat
	50mm Hvy Capping	6.5	P/ Coat
	Screen Beam 75x50	6.1	P/ Coat

SAIL & MARINE TRACKS



All prices are GST exclusive

	Section No	Length (M)	Finish
	Sail Track	6.0m	Mill Finish
			White
			Bronze
			Primrose
	Double Track	6.5m	Mill Finish
	Marine Track	4.0m	Mill Finish
	Sign Track	6.0m	Mill Finish

2.0mtr LENS GEOMETRIC SECTIONS



All prices are GST exclusive

2.0mtr Tees Sections

Product Code	Description
TE202016M2	20 20 1.6 TEE (9330085002608) MF 2.0m
TE202030M2	20 20 3.0 TEE (9330085002615) MF 2.0m
TE252516M2	25 25 1.6 TEE (9330085002622) MF 2.0m
TE252530M2	25 25 3.0 TEE (9330085002639) MF 2.0m
TE404030M2	40 40 3.0 TEE (9330085002646) MF 2.0m

2.0mtr Channel Sections

Product Code	Description
CH121216M2	12 12 1.6 CHANNEL(9330085000901) MF 2.0m
CH161616M2	16 16 1.6 CHANNEL(9330085000918) MF 2.0m
CH202016M2	20 20 1.6 CHANNEL(9330085000925) MF 2.0m
CH202030M2	20 20 3.0 CHANNEL(9330085000932) MF 2.0m
CH252516M2	25 25 1.6 CHANNEL(9330085000949) MF 2.0m
CH252530M2	25 25 3.0 CHANNEL(9330085000956) MF 2.0m

2.0mtr Flatbar Sections

Product Code	Description
FB1216M2	12 1.6 FLAT BAR (9330085001106)MF 2.0m
FB1230M2	12 3.0 FLAT BAR (9330085001113)MF 2.0m
FB2016M2	20 1.6 FLAT BAR (9330085001120)MF 2.0m
FB2030M2	20 3.0 FLAT BAR (933085001137)MF 2.0m
FB2516M2	25 1.6 FLAT BAR (9330085001144)MF 2.0m
FB2530M2	25 3.0 FLAT BAR (9330085001151) MF 2.0m
FB3230M2	32 3.0 FLAT BAR (9330085001168)MF 2.0m
FB4030M2	40 3.0 FLAT BAR (930085001175)MF 2.0m
FB5030M2	50 3.0 FLAT BAR (9330085001182)MF 2.0m
FB8030M2	80 3.0 FLAT BAR (9330085001199)MF 2.0m
FB10030M2	100 3.0 FLAT BAR (9330085001205)MF 2.0m
FBF2782M2	38.1 4.0 FLUTED (9330085001212) MF 2.0m

2.0mtr Round Tube Sections

Product Code	Description
TU1216M2	12 1.6 TUBE (9330085002202) MF 2.0m
TU1616M2	16 1.6 TUBE (9330085002219) MF 2.0m
TU2016M2	20 1.6 TUBE (9330085002226) MF 2.0m
TU2516M2	25 1.6 TUBE (9330085002233) MF 2.0m
TU2530M2	25 3.0 TUBE (9330085002240) MF 2.0m
TU3230M2	32 3.0 TUBE (9330085002257) MF 2.0m

2.0mtr Lens Geometric Sections.....cont

All prices are GST exclusive

2.0mtr Angle Sections

Product Code	Description
AN121215M2	12 12 1.5 ANGLE (9330085000000) MF 2.0m
AN121230M2	12 12 3.0 ANGLE (9330085000017) MF 2.0m
AN201215M2	20 12 1.5 ANGLE (9330085000024) MF 2.0m
AN202015M2	20 20 1.5 ANGLE (9330085000031) MF 2.0m
AN202030M2	20 20 3.0 ANGLE (9330085000048) MF 2.0m
AN251215M2	25 12 1.5 ANGLE (9330085000055) MF2.0m
AN252015M2	25 20 1.5 ANGLE (9330085000062) MF2.0m
AN252025M2	25 20 2.5 ANGLE (9330085000079) MF2.0m
AN252515M2	25 25 1.5 ANGLE (9330085000086) MF2.0m
AN252530M2	25 25 3.0 ANGLE (9330085000093) MF2.0m
AN322015M2	32 20 1.5 ANGLE (9330085000109) MF 2.0m
AN323230M2	32 32 3.0 ANGLE (9330085000116) MF2.0m
AN402015M2	40 20 1.5 ANGLE (9330085000123) MF2.0m
AN402030M2	40 20 3.0 ANGLE (9330085000130) MF2.0m
AN402515M2	40 25 1.5 ANGLE (9330085000147) MF2.0m
AN404015M2	40 40 1.5 ANGLE (9330085000154) MF2.0m
AN404030M2	40 40 3.0 ANGLE (9330085000161) MF2.0m
AN502515M2	50 25 1.5 ANGLE (9330085000178) MF2.0m
AN502530M2	50 25 3.0 ANGLE (9330085000185) MF2.0m
AN505015M2	50 50 1.5 ANGLE (9330085000192) MF2.0m
AN505030M2	50 50 3.0 ANGLE (9330085000208) MF2.0m

TILERS SUITE


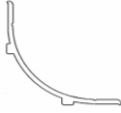
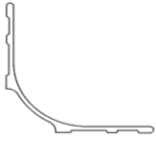








Tilers Angles Sizes		Length (M)	Finish
20x12x1.6mm 25x20x1.6mm 32x20x1.6mm 25x20x3.0mm 25x25x3.0mm 32x32x3.0mm		6.5	Mill Finish
		6.5	
		6.5	
		6.5	
		6.5	
		6.5	
Punched Tilers Angle	8mm punched	3.0m	
	10mm punched	3.0m	
	12mm punched	3.0m	
<p>12mm Lath</p>			

All prices are GST exclusive



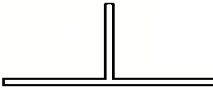
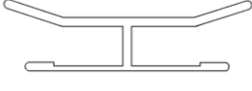
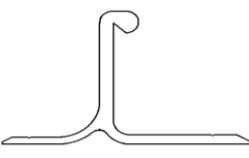

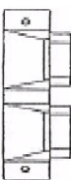


COOLROOM SUITE

All prices are GST exclusive

	Section No.	Mass/m	Length (M)	A.P	Finish
	CR010	0.295	6.5	0.146	Mill Finish
	Arrowhead Coving				Bond Off
					White
	CR011	0.262	6.5	0.122	Mill Finish
	35mm Coving Light				Bond Off
					White
	CR003	0.456	6.5	0.1826	Mill Finish
	50mm Coving				
	CR012	0.767	6.5	0.272	Mill Finish
	75mm Coving				
	CR005	0.379	6.5	0.203	Mill Finish
	Flanged Channel				
	54x31x19				
	CR013	0.506	6.5	0.229	Mill Finish
	Panel Channel 55.8x30				Bond Off
					White
	CR008	0.646	6.5	0.302	Mill Finish
	Capping Channel 80x36				Bond Off
					White
	CR009	0.77	6.5	0.36	Mill Finish
	Panel Channel 105.3x38				Bond Off
					White
	CR007	0.806	6.5	0.276	Mill Finish
	Channel 91.8x25x2.5x1.5				Bond Off
					White

COOLROOM SUITE.....cont

All prices are GST exclusive


	CR006	0.996	6.5	0.335	Mill Finish
	Channel 117x25.4x2.5x1.5				Bond Off
					White
	CR016	1.634	6.5	0.43	Mill Finish
	Channel 168x25.4x3.2x1.5				Bond Off
					White
	CR004	0.24	6.5	0.12	Mill Finish
	40x20 T Section				Bond Off
					White
	CR002	0.195	6.5	0.14	Mill Finish
	Joiner				
	CR014	1.7	6.5	0.302	Mill Finish
	Door Track				
	CR001	0.715	6.5	0.329	Mill Finish
	Double Rubrail				
					
	End Caps				
	To Suit Rubrail				
	E10009	0.339	6.5	0.16	Mill Finish
	Angle 40x40x1.6mm				Bond Off
					White
					Mill Finish
					B.o.w
	Channel 53.2x25x1.5		6.5		White
					Primrose
					Bronze

7mm DIAMOND GRILLES & FRAMES



All prices are GST exclusive

Product Description	Mass/m	Mill Finish	Matt. Natural
7mm Grille 750mm x 2050mm	1.538	#REF!	p.o.a
7mm Grille 750mm x 2450mm	1.838	#REF!	#REF!
7mm Grille 750mm x 3000mm	2.250	#REF!	#REF!
7mm Grille 835mm x 2050mm	1.712	#REF!	p.o.a
7mm Grille 920mm x 2050mm	1.886	#REF!	p.o.a
7mm Grille 920mm x 2450mm	2.254	#REF!	#REF!
7mm Grille 920mm x 3000mm	2.760	#REF!	#REF!
7mm Grille 1250mm x 2050mm	2.563	#REF!	p.o.a
7mm Grille 1250mm x 2450mm	3.063	#REF!	#REF!
7mm Grille 1250mm x 3000mm	3.750	#REF!	#REF!




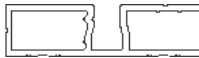
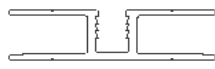




Standard Powder Coated Colours

- Custom Black
- Pearl White
- Primrose
- Matt Natural
- Stone Beige
- White Birch

Non Standard Powder Coated Colours

- Notre Dame
- Charcoal
- Woodland Grey
- Deep Ocean

Please allow 15% surcharge

Description	Length (M)	Mill Finish	Matt. Natural	Non-Std
Door Frame 	6.0m	p.o.a	p.o.a	p.o.a
Window Frame 	6.0m	p.o.a	p.o.a	p.o.a
Joiner 	6.0m	p.o.a	p.o.a	p.o.a
Bug Strip 	4.3m	p.o.a	p.o.a	p.o.a
Door Stake 				
Window Stake 				
Woolpile 		For BS1 P/M		

Lockwood - Whitco Locks

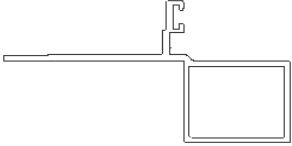
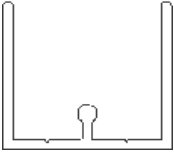

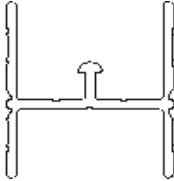
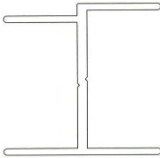

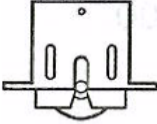


All prices are GST exclusive

Description	Colours	Price
Lockwood-Whitco Locks MK111	Primrose	p.o.a
	White	p.o.a
	Black	p.o.a
	Brown	p.o.a
Lockwood-Sliding Screen Door Locks	Black	p.o.a
Whitco 2 x 5 Disc Cylinder	Key-Alike	p.o.a
Whitco Screen Door Closer	Black	p.o.a
	Primrose	p.o.a
	White	p.o.a
	Brown	p.o.a
Whitco Bass Handles	Black	p.o.a
Whitco Door Hinges	Primrose	p.o.a
	White	p.o.a
	Black	p.o.a
Whitco MK111 3 Point lock Kit		p.o.a
Pet Door(Small Std Size)	White	p.o.a
Opening Size 240mm x 190mm	Primrose	p.o.a
	Black	p.o.a
Pet Door (Large Size)	White	p.o.a
Opening Size 400 x 260	Primrose	p.o.a
	Black	p.o.a

Security Door Accessories

All prices are GST exclusive

	Description	Length (M)	Finish
	Jamb Adaptor	5.1	Mill Finish
	Large		Std Colours
	Pip Channel	6.5	Mill Finish
			Std Colours
	Channel	6.5	Mill Finish
	25x19x1.2		Std Colours
	H with Pip	6.5	Mill Finish
			Std Colours
	Off Set Jamb	6.5	Mill Finish
			Std Colours
	Pip Track	4.3	Mill Finish
			Std Colours
	Screen Door		
	Roller		




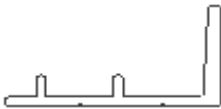





Standard Colours: Clear, Brown, Primrose, White.
 Non standard colours available upon request.

Door & Window Accessories



Security Door Accessories....cont

All prices are GST exclusive

	Section No.	Length (M)	Finish
	Flat Interlock	4.3m	Std Colours
	3mm Interlock	4.3m	Std Colour
	7mm Off set Interlock	4.3m	Std Colour
	Frame Interlock	4.3m	Std Colour
	Half Panels	750x1000	Mill Finish
			Std Colours
	Privacy Mesh		Mill Finish
		750x2000	p.o.a
		825x2000	p.o.a
		900x2200	p.o.a
		1200x2200	p.o.a
	J-Bead	2.75m	Black Plastic
	Suites Privacy Mesh		Primrose
			White
	Single Trim	2.1m	Black
	16x10 Stop Bead	2.1m	Primrose
			White

Standard Colours: Clear, Brown, Primrose, White.
Non standard colours available upon request.

Door & Window Accessories



Fly Screen Frames & Tracks To Suite

All prices are GST exclusive


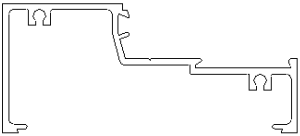
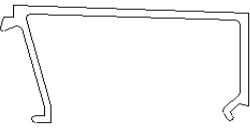


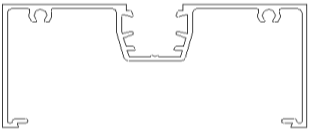
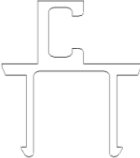
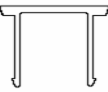
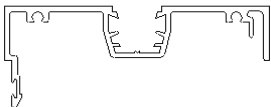
	Section No.	Length (M)	Finish
	25mm	5.0m	Mill Finish
	Fly Screen		p.o.a
	22mm	5.0m	Mill Finish
	Fly Screen		p.o.a
	Single Top Track	6.5m	Mill Finish
			p.o.a
	Single Bottom Track	6.5m	Mill Finish
			p.o.a
	Dble Bottom Track	6.5m	Mill Finish
			p.o.a
	Fly Screen	25mm	Black Plastic
	Corner Stakes	22mm	
	6mm Spline	300m	Per/Roll
			Per/Mtr
	F/Glass Mesh	610m	50m per roll
		760m	
		810m	
		910m	
		1220m	
		1830m	

Standard Colours: Clear, Brown, Primrose, White.
 Non standard colours available upon request.

100mm CENTRE GLAZED SYSTEM

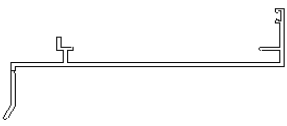





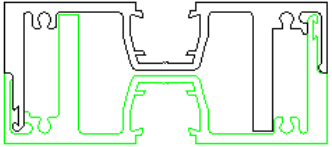





All prices are GST exclusive




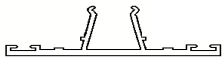





	Section No.	Mass/m	Length	A.P	Finish
	Main Frame	1.487	6.5	0.547	Mill Finish
					Matt Natural
					Pearl White
					Primrose
					Custom Black
	Sill	1.282	6.5	0.463	Mill Finish
					Matt Natural
					Pearl White
					Primrose
					Custom Black
	Bead	0.346	6.5	0.177	Mill Finish
					Matt Natural
					Pearl White
					Primrose
					Custom Black
	Adaptor	0.817	6.5	0.326	Mill Finish
					Matt Natural
					Pearl White
					Primrose
					Custom Black
	Flat Filler	0.478	6.5	0.204	Mill Finish
					Matt Natural
					Pearl White
					Primrose
					Custom Black
	Frame L/Weight	1.278	6.5	0.548	Mill Finish
					Matt Natural
					Pearl White
					Primrose
					Custom Black
	45mm Door Stop	0.291	6.5	0.147	Mill Finish
					Matt Natural
					Pearl White
					Primrose
					Custom Black
	Flat Pocket Filler	0.184	6.5	0.109	Mill Finish
					Matt Natural
					Pearl White
					Primrose
					Custom Black
	Self Mating Mullion	1.399	6.5	0.491	Mill Finish

100mm CENTRE GLAZED SYSTEM.....Cont

All prices are GST exclusive

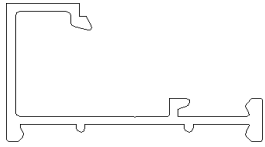
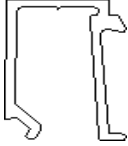


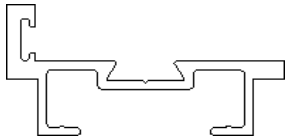
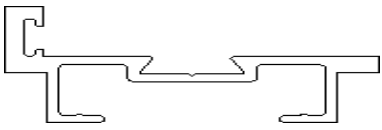
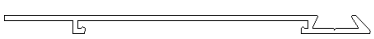



	Section No.	Mass/m	Length	A.P	Finish
	Sub Sill (Slotted)	1.097	6.5	0.419	Mill Finish
					Matt Natural
					Power Coating
					Slotting
	Sub Head	1.071	6.5	0.374	Mill Finish
	Sub Head	1.135	6.5	0.444	Mill Finish
	2 PART SUB HEAD	1.04	6.5	0.392	Mill Finish
	2 PART SUB HEAD ADAPTOR	0.303	6.5	0.108	Mill Finish
	HEAVY 100MM SUB SILL (Slotted)	1.571	6.5	0.481	Mill Finish
					Slotting
	H/D SELF MATING MULLION	2.374	6.5	0.528	Mill Finish
	EXTENDED LEG SUB SILL (Slotted)	1.19	6.5	0.454	Mill Finish
					Slotting
	PLAIN FRAME	1.013	6.5	0.443	Mill Finish
	SF175 40mm LEG SUB HEAD	1.224	6.5	0.399	Mill Finish

All prices are GST exclusive

	Section Detail	Length (M)	Finish
	FRAME	6.5	mf
	SF040		mn
	Mass = 1.243		
	A.P = 0.561		
	FEMALE MULLION	6.5	mf
	SF025		
	Mass = 1.112		
	A.P = 0.432		
	MALE MULLION	6.5	mf
	SF026		
	Mass = 1.168		
	A.P = 0.468		
	CAP	6.5	mf
	SF028		mn
	Mass = 0.387		
	A.P = 0.193		
	ADAPTOR	6.5	mf
	SF027		mn
	Mass = 0.356		
	A.P = 0.155		
	END CAP	6.5	mf
	SF029		mn
	Mass = 0.443		
	A.P = 0.215		
	FLAT FILLER	6.5	mf
	SF005		
	Mass = 0.478		
	A.P = 0.204		
	100mm SUBSILL	6.5	mf
	(Slotted)	Slotting Charges	
	SF022		
	Mass = 1.097		
	PLANT ON DOOR	6.5	mf
	STOP		
	SF155		
	Mass = 0.215		
	A.P = 0.100		

45mm Glazing Frames/Skirting Systems


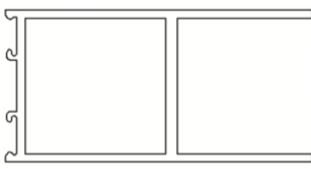
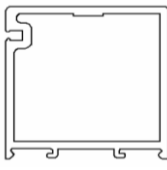
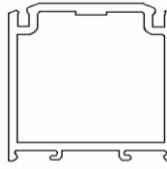



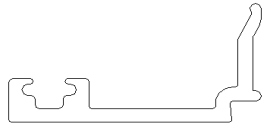
All prices are GST exclusive

	Section No.	Length (M)	Finish
	Glazing Frame	5.5	Clear/Aond
	45mm Glazing Bead	5.5	Clear/Aond
	45mm End Cap	5.5	Clear/Aond
	38mm Channel	5.5	Clear/Aond
	35mm Door	6.4	Clear/Aond
	45mm door	6.4	Clear/Aond
	100mm Skirting	2.8m	Clear/Aond
		3.6m	Clear/Aond
		3.6m	Black p/c
	150mm Skirting	2.8m	Clear/Aond
		3.6m	Clear/Aond
		3.6m	Black p/c
	Corner/End caps	each	Blk/Grey
	To suit 100/150 Skirting	bags/100	
	Skirting Rubber	p/m	Blk/Gry
		Roll - 100m	
	Cover Tape	p/m	Blk/Gry
		Roll - 100m	

DOUBLE BEADED DOOR SUITE


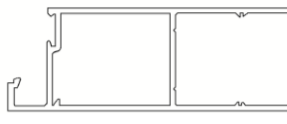

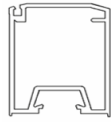
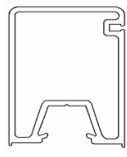
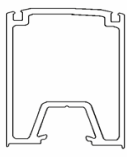
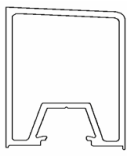






All prices are GST exclusive

		Mass/m	Length (M)	A.P	Finish
	SF051	1.393	6.5	0.269	Mill Finish
	Top Rail				Matt Natural
					Pearl White
					Primrose
					Custom Black
	SF052	1.685	6.5	0.367	Mill Finish
	Bottom Rail				Matt Natural
					Pearl White
					Primrose
					Custom Black
	SF049	1.210	6.5	0.215	Mill Finish
	Slider Stile				Matt Natural
					Pearl White
					Primrose
					Custom Black
	SF047	1.217	6.5	0.225	Mill Finish
	Lock Stile				Matt Natural
					Pearl White
					Primrose
					Custom Black
	SF048	1.231	6.5	0.208	Mill Finish
	Hinge Stile				Matt Natural
					Pearl White
					Primrose
					Custom Black
	SF050	0.140	6.5	0.100	Mill Finish
	Bead				Matt Natural
					Pearl White
					Primrose
					Custom Black
	SF060	1.563	6.5	0.300	Mill Finish
	Midrail				Matt Natural
					Pearl White
					Primrose
					Custom Black
	SF061	0.178	6.5	0.100	Mill Finish
	Double Glaze Bead				Matt Natural
					Pearl White
					Primrose

COMMERCIAL DOOR SUITE

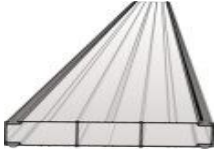
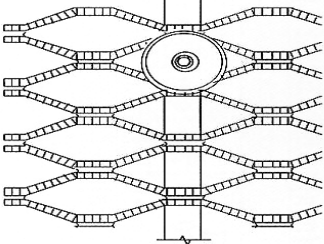
All prices are GST exclusive

		Mass/m	Length (M)	A.P	P.P	Finish
	SF033	1.454	6.5	0.322	0.162	Mill Finish
	TOP RAIL					Clear Anod.
						Primrose
						White
						Custom Black
	SF034	1.711	6.5	0.456	0.230	Mill Finish
	BOTTOM RAIL					Clear Anod.
						Primrose
						White
						Custom Black
	SF036	1.33	6.5	0.263	0.198	Mill Finish
	62mm HINGE STILE					Clear Anod.
						Primrose
						White
						Custom Black
	SF035	1.34	6.5	0.262	0.190	Mill Finish
	62mm LOCK STILE					Clear Anod.
						Primrose
						White
						Custom Black
	SF009	1.648	6.5	0.269	0.210	Mill Finish
	68mm WIPER STILE					Clear Anod.
						Primrose
						White
	SF008	1.621	6.5	0.251	0.210	Mill Finish
	68mm LOCK STILE double w/pile					Clear Anod.
						Primrose
						White
	SF006	1.625	6.5	0.267	0.208	Mill Finish
	68mm HINGE STILE					Clear Anod.
						Primrose
						White
	SF032	0.165	6.5	0.110	0.100	Mill Finish
	BEAD					Clear Anod.
						Primrose
						White
						Custom Black
	SF007	1.599	6.5	0.275		Mill Finish
	68mm LOCK STILE single w/pile					Clear Anod.
						Primrose
						White
	SF044	0.631	6.5	0.217		Mill Finish
	MID RAIL ADAPTOP					
	SF057	0.966	6.5	0.347		Mill Finish
	44mm MIDRAIL					Clear Anod.
						Primrose
						White
						Custom Black

Scaffold Planks - Walkway Grating







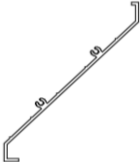
All prices are GST exclusive

	Mass / m	Length (M)	Finish
	Rubber safe grip	2.4m	Mill Finish
	Scaffold Planks	3.0m	
	With End Caps	4.0m	
		5.0m	
		6.0m	
	Series 13	27kg/sht	6.0m
	Walkway		
	Grating		
	Series 22	32kg/sht	6.0m

LOUVRE SYSTEMS

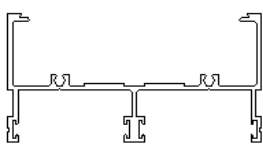
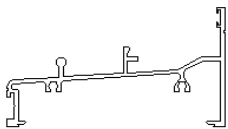
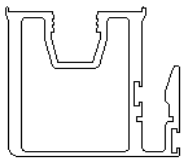
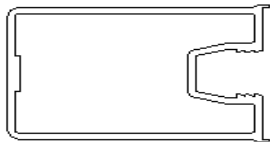
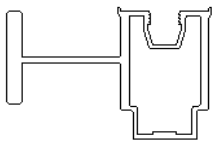
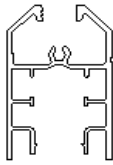
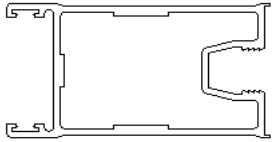
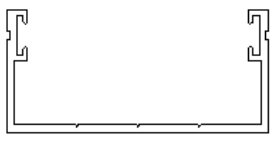
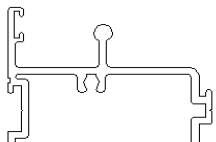


All prices are GST exclusive

		Length (M)	Finish
	88mm Louvre	6.5	Mill Finish
	160mm Louvre	6.5	Mill Finish
	87mm Zed Cover	6.5	Mill Finish
	88mm Louvre frame	6.5	Mill Finish
	50mm Louvre	6.5	Mill Finish
	100mm Louvre	6.5	Mill Finish

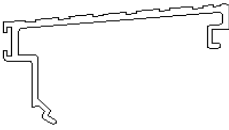
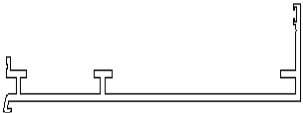
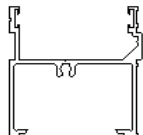
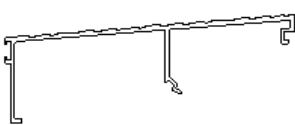
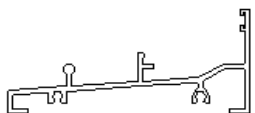
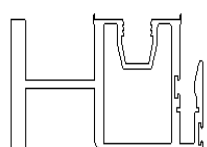
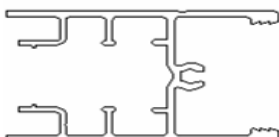
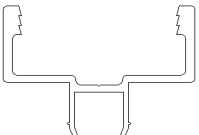
BALCONY SUITE

All prices are GST exclusive

	Description	Mass/m	Length (M)	A.P	Finish
	SF0000179 HEAD/JAMB	1.585	6.5	0.597	Mill Finish
	SF102 SILL 60mm (Slotted)	1.418	6.5	0.536	Mill Finish
					Slotting
	SF103 INTERLOCK	1.569	6.5	0.296	Mill Finish
	SF105 STILE	1.091	6.5	0.228	Mill Finish
	SF106 H/DUTY MEETING STILE	2.564	6.5	0.403	Mill Finish
	SF107 RAIL	1.135	6.5	0.484	Mill Finish
	SF108 MEETING STILE	1.372	6.5	0.309	Mill Finish
	SF109 CHANNEL ADAPTOR	0.444	6.5	0.226	Mill Finish
	SF110 SILL EXTENDER (Slotted)	0.836	6.5	0.313	Mill Finish
					Slotting



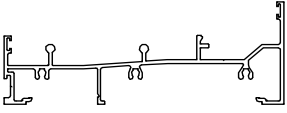
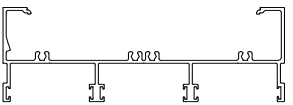
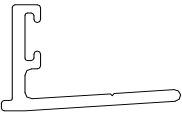
BALCONY SUITE.....Cont

All prices are GST exclusive

	Description	Mass/m	Length (M)	A.P	Finish
	SF111 THRESHOLD	0.461	6.5	0.220	Mill Finish
	SF112 SUB SILL (Slotted)	1.689	6.5	0.519	Mill Finish
					Slotting
	SF113 FRAME EXTENDER	1.008	6.5	0.395	Mill Finish
	SF114 EXTRENDER THRESHOLD	0.841	6.5	0.390	Mill Finish
	SF115 SINGLE SUB SILL (Slotted)	1.304	6.5	0.471	Mill Finish
					Slotting
	SF135 MEDIUM INTERLOCK	2.573	6.5	0.455	Mill Finish
	SF119 D/G Rail	1.089	6.5	0.130	Mill Finish
	SF120 D/G ADAPTOR	0.410	6.5	0.189	Mill Finish

BALCONY SUITE.....Cont

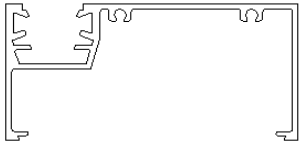
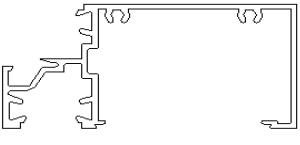


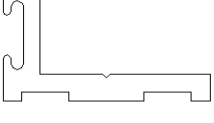

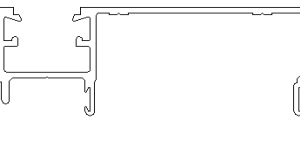

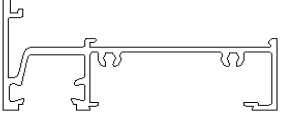
All prices are GST exclusive

	Description	Mass/m	Length (M)	A.P	Finish
	SF004 ADAPTOR	0.777	6.5	0.315	Mill Finish
	SF005 FLAT FILLER	0.478	6.5	0.204	Mill Finish
	SF121 150mm Sill (Slotted)	2.257	6.5	0.819	Mill Finish Slotting
	SF122 150mm HEAD/JAMB	2.137	6.5	0.83	Mill Finish
	SF124 WEATHERING LEG	0.223	6.5	0.097	Mill Finish

MARCUS FRONT GLAZE SUITE




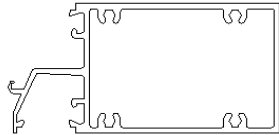







All prices are GST exclusive

	Description	Mass / m	Length (M)	A.P	Finish
	SF151	1.536	6.5	0.547	Mill Finish
	FRAME				
	SF152	1.692	6.5	0.600	Mill Finish
	SILL				
	SF153	0.269	6.5	0.119	Mill Finish
	SILL BEAD				
	SF154	0.413	6.5	0.167	Mill Finish
	FLAT FILLER				
	SF155	0.215	6.5	0.100	Mill Finish
	DOOR STOP				
	SF156	1.97	6.5	0.660	Mill Finish
	FRAME / MULLION				
	SF157	1.298	6.5	0.468	Mill Finish
	MULLION / MALE				
	SF158	1.251	6.5	0.434	Mill Finish
	MULLION / FEMALE				
	SF159	1.617	6.5	0.542	Mill Finish
	INTERNAL SILL				




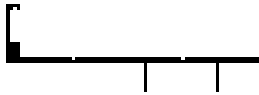
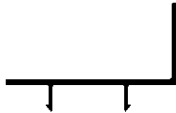
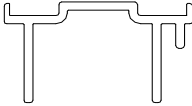

MARCUS FRONT GLAZE SUITE.....Cont

All prices are GST exclusive

	Description	Mass/m	Length (M)	A.P	Finish
	SF160	0.567	6.5	0.268	Mill Finish
	INTERNAL SILL BEAD				
	SF161	0.201	6.5	0.100	Mill Finish
	POCKET FILLER				
	SF164	0.330	6.5	0.134	Mill Finish
	FACE BEAD				
	SF163	1.955	6.5	0.387	Mill Finish
	SILL / TRANSOM				
	SF165	2.226	6.5	0.760	Mill Finish
	150 MULLION / FRAME				
	SF166	1.962	6.5	0.700	Mill Finish
	150 SILL				
	SF167	0.643	6.5	0.267	Mill Finish
	150 FLAT FILLER				
	SF168	2.495	6.5	0.487	Mill Finish
	SILL / TRANSOM				
	SF169	1.554	6.5	0.568	Mill Finish
	150 MALE MULLION				

MARCUS FRONT GLAZE SUITE.....Cont

All prices are GST exclusive

	Description	Mass/m	Length (M)	A.P	Finish
	SF170	1.511	6.5	0.535	Mill Finish
	150 FEMALE MULLION				
	SF171	1.873	6.5	0.642	Mill Finish
	150 INTERNAL SILL				
	SF172	0.769	6.5	0.368	Mill Finish
	150 INTERNAL SILL BEAD				
	SF173	0.440	6.5	0.177	Mill Finish
	DOOR STOP				
	SF174	0.277	6.5	0.140	Mill Finish
	AWNING SASH ADAPTOR				
	SF176	1.174	6.5	0.296	Mill Finish
	100 S/M Splice				
	SF177	1.641	6.5	0.409	Mill Finish
	150mm S/M SPLICE				

P: (02) 4276 2059 F: (02) 4276 2182 E: sales@gmaluminium.com.au